



CROCHET | SKILL LEVEL: **INTERMEDIATE**

## MATERIALS

**Bernat® Maker™ Splash™** (8.8 oz/250 g; 305 yds/279 m)

Cherry Swirl (35005) **2 balls or 507 yds/463 m**

Size U.S. 1/9 (5.5 mm) Susan Bates® Silvalume® crochet hook **or size needed to obtain gauge.** Susan Bates® yarn needle.

## MEASUREMENT

Approx 8¼" [21 cm] diameter.

## GAUGE

12 hdc and 10 rows = 4" [10 cm]

## ABBREVIATIONS

**Approx** = Approximately

**Beg** = Beginning

**Ch** = Chain(s)

**Dc** = Double crochet

**Hdc** = Half double  
crochet

**Rep** = Repeat

**Rnd(s)** = Round(s)

**RS** = Right side

**Sc** = Single crochet

**Sl st** = Slip stitch

**Sp(s)** = Space(s)

**St(s)** = Stitch(es)

**Tr** = Treble crochet

### INSTRUCTIONS

#### Notes:

- Ch 2 at beg of rnds **does not** count as st.
- Ch 3 at beg of rnds counts as dc.
- Ch 4 at beg of rnds counts as tr.
- Join all rnds with sl st to first st, unless otherwise stated.

**Base:** Ch 3.

**1st rnd:** 7 hdc in 3rd ch from hook. Join. 7 hdc.

**2nd rnd:** Ch 2. 2 hdc in first hdc. 2 hdc in each hdc around. Join. 14 hdc.

**3rd rnd:** Ch 2. 1 hdc in first hdc. \*2 hdc in next hdc. 1 hdc in next hdc. Rep from \* to last hdc. 2 hdc in last hdc. Join. 21 hdc.

**4th rnd:** Ch 2. 1 hdc in each of first 2 hdc. \*2 hdc in next hdc. 1 hdc in each of next 2 hdc. Rep from \* to last hdc. 2 hdc in last hdc. Join. 28 hdc.

**5th rnd:** Ch 2. 1 hdc in each of first 3 hdc. \*2 hdc in next hdc. 1 hdc in each of next 3 hdc. Rep from \* to last hdc. 2 hdc in last hdc. Join. 35 hdc.

**6th rnd:** Ch 2. 1 hdc in each of first 4 hdc. \*2 hdc in next hdc. 1 hdc in each of next 4 hdc. Rep from \* to last hdc. 2 hdc in last hdc. Join. 42 hdc.

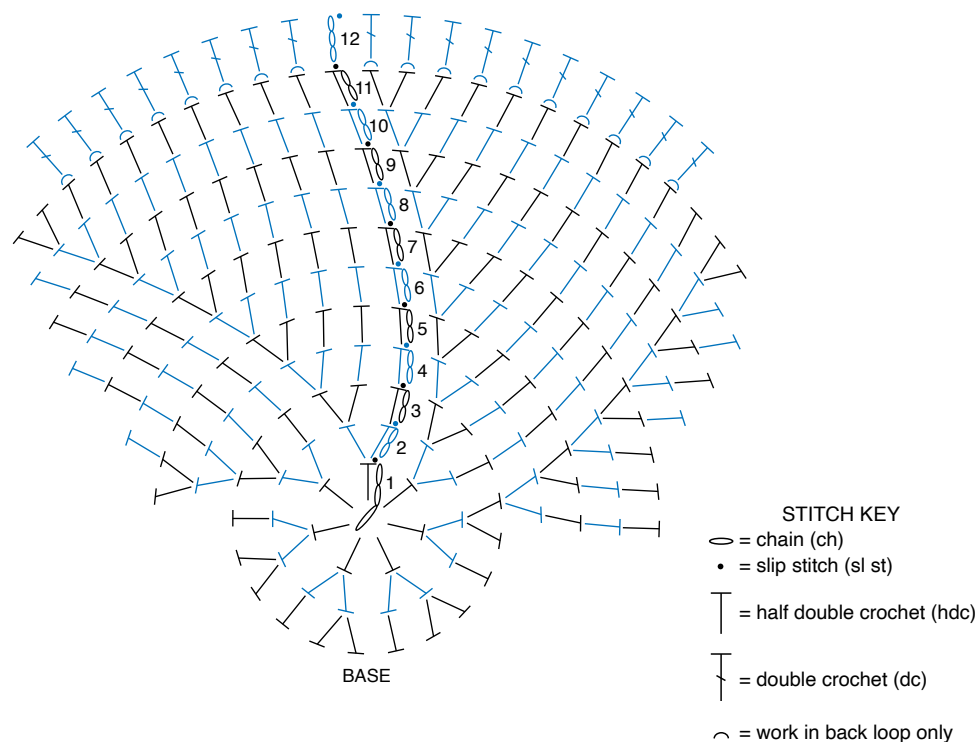
**7th rnd:** Ch 2. 1 hdc in each of first 5 hdc. \*2 hdc in next hdc. 1 hdc in each of next 5 hdc. Rep from \* to last hdc. 2 hdc in last hdc. Join. 49 hdc.

**8th rnd:** Ch 2. 1 hdc in each of first 6 hdc. \*2 hdc in next hdc. 1 hdc in each of next 6 hdc. Rep from \* to last hdc. 2 hdc in last hdc. Join. 56 hdc.

**9th rnd:** Ch 2. 1 hdc in each of first 7 hdc. \*2 hdc in next hdc. 1 hdc in each of next 7 hdc. Rep from \* to last hdc. 2 hdc in last hdc. Join. 63 hdc.

**10th rnd:** Ch 2. 1 hdc in each of first 8 hdc. \*2 hdc in next hdc. 1 hdc in each of next 8 hdc. Rep from \* to last hdc. 2 hdc in last hdc. Join. 70 hdc.

**11th rnd:** Ch 2. 1 hdc in each of first 9 hdc. \*2 hdc in next hdc. 1 hdc in each of next 9 hdc. Rep from \* to last hdc. 2 hdc in last hdc. Join. 77 hdc.



**Sides: 12th rnd:** (Set-up rnd). Ch 3. *Working in back loops only*, 1 dc in each hdc around. Join.

**13th rnd:** (Scale rnd). Ch 4. 4 dc down post of first dc of previous rnd. Ch 1. (4 dc. 1 tr) up post of 2nd dc of previous rnd – beg scale st made. Skip next 5 dc. \*(1 tr. 4 dc) down post of next dc of previous rnd. Ch 1. (4 dc. 1 tr) up post of next dc of previous rnd – scale st made. Skip next 5 dc. Rep from \* 10 times more. Join. 11 scale sts.

**14th rnd:** Sl st to 3rd dc of last skipped 5-dc group of previous rnd. Ch 3. 1 dc in same sp as last sl st. \*1 dc in each of next 2 dc. 1 dc between 2 dc of scale st. 1 dc in each of next 2 dc.\*\* 2 dc in next dc. Rep from \* 9 times more, then rep from \* to \*\* once more. Join.

**15th rnd:** Beg scale st. Skip next 5 dc. \*Scale st. Skip next 5 dc. Rep from \* around. Join.

**16th to 29th rnds:** Rep last 2 rnds 7 times more.

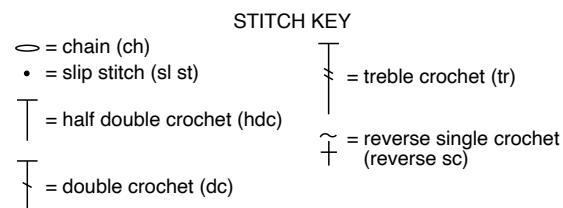
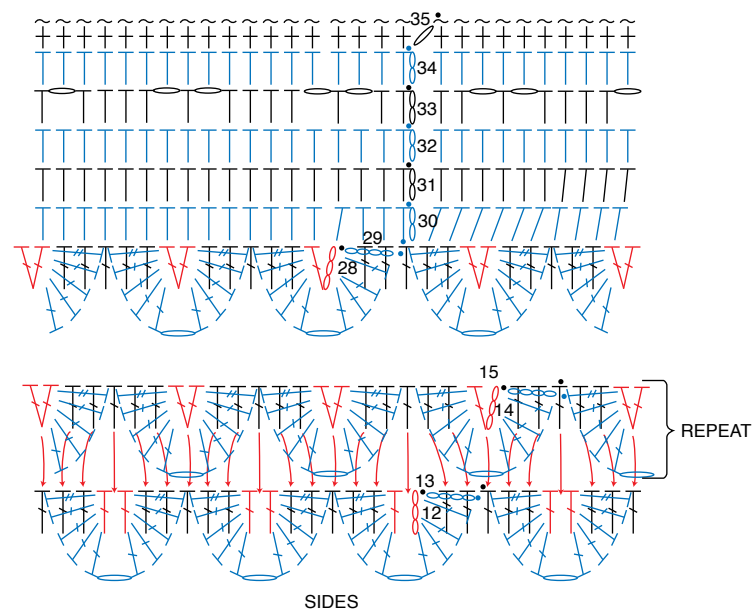
**30th rnd:** Sl st to 3rd dc of last skipped 5-dc group of previous rnd. Ch 2. 1 hdc in same sp as sl st. 1 hdc in each dc around. Join. 77 hdc

**31st and 32nd rnds:** Ch 2. 1 hdc in each hdc around. Join.

**33rd rnd:** Ch 2. 1 hdc in each of first 2 hdc. \*Ch 1. Skip next hdc. 1 hdc in next hdc. Ch 1. Skip next hdc.\*\* 1 hdc in each of next 4 hdc. Rep from \* 9 times more, then from \* to \*\* once. 1 hdc in each of last 2 hdc. Turn. 55 hdc and 22 ch-1 sps.

**34th rnd:** Ch 2. 1 hdc in each of first 2 hdc. \*1 hdc in next ch-1 sp. 1 hdc in next hdc. 1 hdc in next ch-1 sp.\*\* 1 hdc in each of next 4 hdc. Rep from \* 9 times more, then from \* to \*\* once. 1 hdc in each of last 2 hdc. Turn. 77 hdc.

**35th rnd:** Ch 1. *Working from **left to right**, instead of from **right to left** as usual*, work 1 reverse sc in each hdc around. Join and fasten off.



## DRAWSTRING

Ch 91.

**1st row:** 1 sc in 2nd ch from hook. 1 sc in each ch to end of chain. Fasten off.

Tie a knot 1" [2.5 cm] up from each end of Drawstring.

## STRAP

Ch 6.

**1st row:** (RS). 1 sc in 2nd ch from hook. 1 sc in each ch to end of chain. Turn. 5 sc.

**2nd row:** Ch 1. 1 sc in each sc to end of row. Turn.

Rep last row until strap measures approx 30" [76 cm] or desired length, ending on WS. **Do not** fasten off.

**Border: 1st rnd:** Ch 1. 1 sc in each sc to last sc. 3 sc in last sc. Working down side edge of strap, 1 sc in side of each row to next corner. *Working in opposite side of foundation ch*, 3 sc in first ch. 1 sc in each of next 3 ch. 3 sc in next ch. Working up side edge of strap, 1 sc in side edge of each row to first corner. 2 sc in same sp as first sc. Join with sl st to first sc. Fasten off.

## FINISHING

Sew Strap to Bag over 31st and 32nd rnds, with one end centered under 3rd pair of ch-1 sps of 33rd rnd, and other end centered between 8th and 9th pairs of ch-1 sps.

Starting in 7th pair of ch-1 sps of 33rd rnd, weave Drawstring in and out of each pair of ch-1 sps around, so Drawstring stays to the outside of the Bag.

